


## CF INSULATED WINDOW CILL CONNECTION SYSTEM (CF-FBA)

ECONOMICAL AND STURDY.



The **COMPACFOAM** insulated window cill connection system consists of three parts: The **COMPACFOAM** insulated window cill connection profile (with or without a bonded PVC-U external face), the **COMPACFOAM** insulated slope profile which provides a perfect support for the external window cill pressing, and optionally the **COMPACFOAM** insulated internal window board support.

The **COMPACFOAM** window cill connection support replaces a conventional PVC-U window cill profile. The excellent thermal transmittance value of **COMPACFOAM** improves the internal temperature of the frame so problems with condensation and mold growth at the window cill connection will no longer be a problem. The strength of the **COMPACFOAM** profile enables the cill pressing to be easily fixed with a suitable screws. No pre-drilling is required. The PVC-U faced version may need the PVC-U skin to be pre-drilled but otherwise it performs as the standard product.

The **COMPACFOAM** insulated slope profile provides a perfect support for the window cill pressing with a huge improvement in the thermal performance of the window cill detail and remove the problems caused by the traditional cill thermal bridge issue. The standard window cill slope angle is 5°, other bespoke angles can be accommodated.

An additional **COMPACFOAM** profile can be specified to form an insulated support for the internal window board. A 25mm thick section is usually sufficient for this application.

### SPECIFICATIONS:

- Standard length 2350mm, other lengths available to order up to a maximum of 6000mm
- Milled to fit with a range of standard profile systems. Specials on request
- Available in sheets 2350mm x 780mm and in a range of thicknesses

CAN ALSO HAVE A PVC-U LAYER (in Grey or White) BONDED TO ONE FACE

READILY AVAILABLE FOR WINDOW PROFILE SYSTEMS FROM Aluplast, Profine, Rehau, Veka and many more

SEALING WITH MS POLYMER AND LIQUID SEALING MEMBRANE, ACCORDING TO APPLICATION

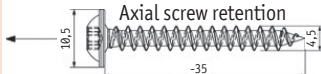

TIMBER-FREE MATERIAL

WILL NOT ROT

WITHSTANDS MOISTURE AND THE EFFECTS OF FREEZE THAW

IMPROVED INSULATION

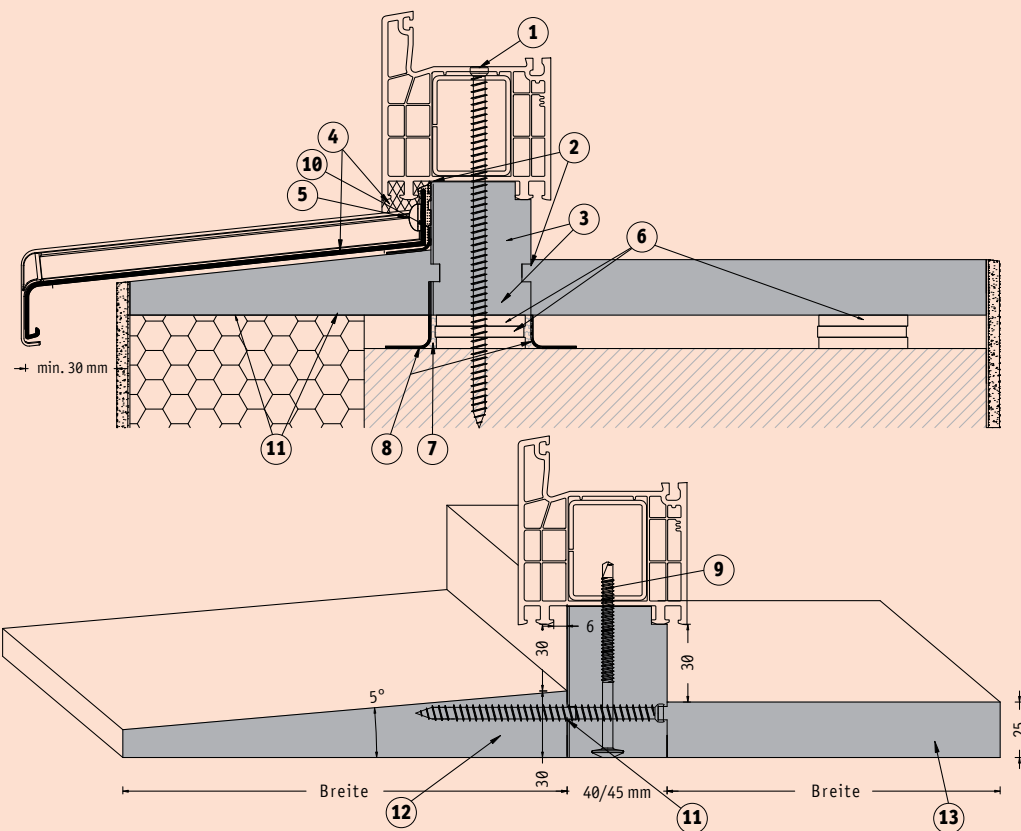
### Technical data for **CF 100**

Thicknesses	40 mm	45 mm	50 mm	55 mm	60 mm
U-Value (W/m²K)	1,13	1,00	0,90	0,82	0,75
Window Cill Screws 4.5 x 35mm Screw extraction base layer	413 N				
Packing Shims in mm	60x40	53x66			
Maximum glass panel load	283,80	376,00			
Fire class DIN 4102-1 / EN 13501-1	B1/E				

# COMPACFOAM

## Alternative window cill connection detail providing improved insulation, suitable for PVC profile systems

- 1** Window frame screw 7.5mm thread – no pre-drilling required in the window Cill connection profile;  
fixing spacing and screw length according to design requirements
- 2** Joint bonding with MS Polymer adhesive or adhesive tape
- 3** COMPACFOAM window cill connection profile
- 4** The ends of the aluminium cill pressing must be sealed to the substrate.
- 5** Cill Pressing fixing screw
- 6** Frame packers
- 7** Gaps between packers need to be filled with suitable insulation
- 8** Secondary Seal to provide a backup if the primary external seal fails
- 9** Screw 5.5mm thread
- 10** Window cill
- 11** Joint bonding with MS Polymer adhesive
- 12** COMPACFOAM insulated slope profile 5°
- 13** COMPACFOAM insulated inside profile



### Your contact to COMPACFOAM

COMPACFOAM Head Office and Production:

Resselstraße 7 - 11

2120 Wolkersdorf, Österreich

Phone +43 (0) 2245 / 20 8 02

E-Mail: [office@compacfoam.com](mailto:office@compacfoam.com)

[www.compacfoam.com](http://www.compacfoam.com)

